

## Description

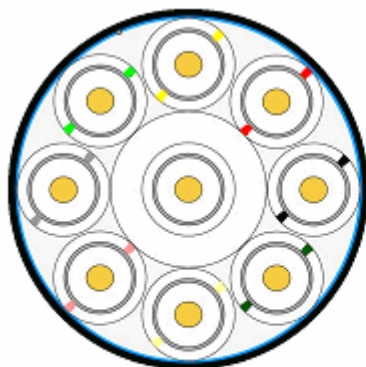
Multipair coaxial cable - 75 Ohm

Coaxial Cables

**CAVEL**<sup>®</sup>

since 1968

## Data Sheet

**9XDG80M****Class CPR acc. to UE 305/2011 (DoP)**E<sub>ca</sub>

The cable can be used in the field of application of the Construction Product Regulation (DoP) UE nr. 305/2011 for the class of performance specified on the related product label.

**Standards**

EN 50117-2-5

**Construction data**

Polyester film spirally wrapped

(Pet)

**Attached Data Sheet****Sheath Colour**

DG80

black  
 grey (RAL 7001)  
 yellow (RAL1021)  
 ivory (RAL 1013)  
 green (RAL 6018)  
 green (RAL 6029)  
 red (RAL 3000)  
 white with two red bands (RAL 3015)  
 white (PVC)

Central Filler	(PVC) white	Ø 8,50	mm
Diameter under sheath		18,55 ± 0,20	mm
Outer sheath of Thermoplastic material - black - halogen free and flame retardant	(LSZH)	Ø 19,80 ± 0,30	mm
Zinc-plated steel rip cord	(FeZn)	Ø 0,40	mm

Printed each meter by blue ink-jet :

**CAVEL 9 x DG 80 M MADE IN ITALY 75 Ohm Euroclass Eca EN50117-2-5 CEI-UNEL 36762 C-4 (U0 = 400V)  
 ULTRA HD / 4K gggaan m**

(gggaan=batch number m=meter marking)

**ITALIANA CONDUTTORI s.r.l.**

Viale Zanotti 90 I - 27027 Gropello Cairoli  
 Tel +39-382.815150 Fax +39-0382.814212

## Date

21/09/2017

## Responsible

Giuseppe Guastella

## Description

Multipair coaxial cable - 75 Ohm



## Data Sheet

**9XDG80M****Physical data**

Weight of copper conductors	101,47	kg/km
Total weight of cable	377,12	kg/km
Minimum installation temperature	-5	°C
Operating temperature	-25 / +80	°C

**Connectors**

<b>BNCC3.9C</b>	Series BNC Compression, BNC Compression, for OUTDOOR installation
<b>BNCC501</b>	Series BNC Compression, BNC Compression, for OUTDOOR installation, nitin-plated brass - 35,0 mm x 14,0 mm
<b>F501</b>	Series F Crimp, Crimp F-59-ALM 3.9/6.4, for INDOOR installation, nitin-plated brass - 21,0 mm x 12,0 mm
<b>FA501</b>	Series F Twist-On, F Twist-On, for INDOOR installation, nitin-plated brass - 21,0 mm x 12,0 mm
<b>FC5.0QMS</b>	Series F Compression, Short Quick Mount, for OUTDOOR installation
<b>FC501</b>	Series F Compression, F Compression, for OUTDOOR installation, nitin-plated brass - 30,0 mm x 12,0 mm
<b>FCEM5.0C</b>	Series F Compression, F Compression, for OUTDOOR installation, nitin-plated brass
<b>FCPO3.9C</b>	Series F Compression, Ø 3,9 Push-On, for OUTDOOR installation, nitin-plated brass
<b>IECF905C</b>	Series IEC (toolless), Ø 3,9 90° female, for INDOOR installation
<b>IECM905C</b>	Series IEC (toolless), Ø 3,9 90° male, for INDOOR installation

**ITALIANA CONDUTTORI s.r.l.**

Viale Zanotti 90 I - 27027 Gropello Cairoli  
 Tel +39-382.815150 Fax +39-0382.814212

## Date

**21/09/2017**

## Responsible

**Giuseppe Guastella**

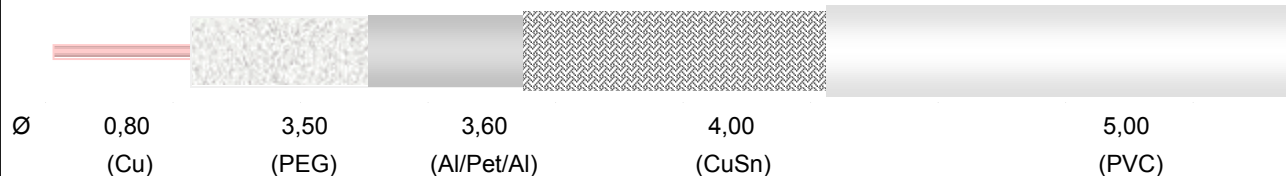
## Description

Indoor drop coaxial cable for digital reception - 75 Ohm  
Cable for digital reception (Screening Attenuation Class A)



## Data Sheet

**DG80**  
9XDG80M



## Class CPR acc. to UE 305/2011 (DoP)

E<sub>ca</sub>

The cable can be used in the field of application of the Construction Product Regulation (DoP) UE nr. 305/2011 for the class of performance specified on the related product label.

## Standards

EN 50117-2-4

## Construction data

Inner conductor of plain copper	(Cu)	Ø 0,80 ± 0,02	mm
Dielectric of physical foam polyethylene	(PEG)	Ø 3,50 ± 0,10	mm
Aluminium/Polyester/Aluminium tape longitudinally overlapped	(Al/Pet/Al)		
Water repellent sealing (dielectric)	(Jelly1)		
Braid of tinned copper wires	(CuSn)		
Braid optical coverage (IEC 96-1)		65	%
Outer sheath of Polyvinylchloride - white (PVC) - lead-free	(PVC)	Ø 5,00 ± 0,10	mm

Printed each meter by blue ink-jet :

**CAVEL DG 80 MADE IN ITALY 75 Ohm Euroclass Eca EN50117-2-4 CEI-UNEL 36762 C-4 (U0 = 400V) ULTRA  
HD / 4K ggaan m**

(ggaan=batch number m=meter marking)

## Physical data

Weight of copper conductors	11,13	kg/km
Total weight of cable	25,73	kg/km
Minimum bending radius (single/repeated bending)	25/50	mm
Maximum cable pulling strength	90	N
Minimum installation temperature	-5	°C
Operating temperature	-40 / +80	°C

## Electrical data

Characteristic impedance	200 MHz	75 ± 3	Ohm
Capacitance (@1kHz)		52 ± 2	pF/m
Velocity Ratio		85 %	
Inner conductor resistance		35	Ohm/km
Outer conductor resistance		18,60	Ohm/km
Loop resistance		53,60	Ohm/km
Sheat Insulation voltage (spark test)		2,50	kV
Maximum current (I <sub>eff</sub> )		4	A
Structural return loss (SRL)	5 - 470 MHz	>30 dB	

## ITALIANA CONDUTTORI s.r.l.

Viale Zanotti 90 I - 27027 Gropello Cairoli  
Tel +39-382.815150 Fax +39-0382.814212

## Date

23/03/2017

## Responsible

PierPaolo Piccinini

**Description**

Indoor drop coaxial cable for digital reception - 75 Ohm  
 Cable for digital reception (Screening Attenuation Class A)



**Data Sheet**

**DG80**  
 9XDG80M

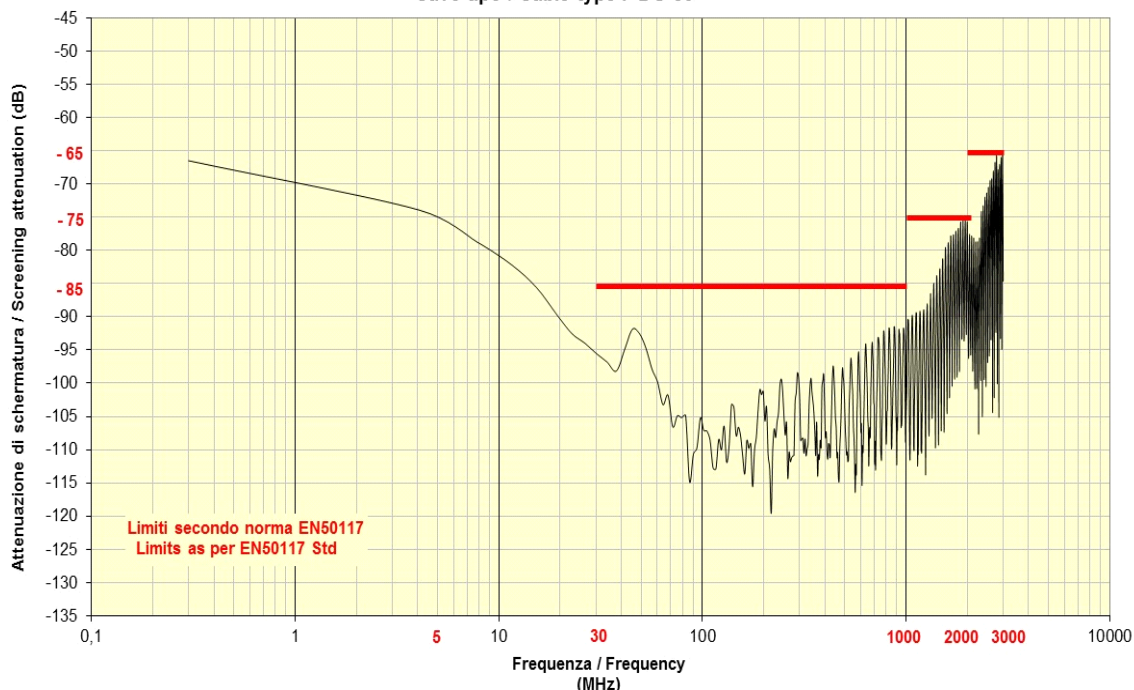
470 - 1000 MHz	>28 dB
1000 - 2000 MHz	>26 dB
2000 - 3000 MHz	>22 dB

Screening Attenuation (SA)	SA-Class A	Shield Transfer Impedance (Zt)	Zt-Class B
30 - 1000 MHz	>90 dB	5 - 30 MHz	< 9 mOhm/m
1000 - 2000 MHz	>75 dB		
2000 - 3000 MHz	>65 dB		

**Attenuazione di schermatura / Screening Attenuation**

**Cavo classe A / A Class Cable**

**Cavo tipo / Cable type : DG 80**



**Connectors**

- BNCC3.9C** Series BNC Compression, BNC Compression, for OUTDOOR installation
- BNCC501** Series BNC Compression, BNC Compression, for OUTDOOR installation, nitin-plated brass - 35,0 mm x 14,0 mm
- F501** Series F Crimp, Crimp F-59-ALM 3.9/6.4, for INDOOR installation, nitin-plated brass - 21,0 mm x 12,0 mm
- FA501** Series F Twist-On, F Twist-On, for INDOOR installation, nitin-plated brass - 21,0 mm x 12,0 mm
- FC5.0QMS** Series F Compression, Short Quick Mount, for OUTDOOR installation
- FC501** Series F Compression, F Compression, for OUTDOOR installation, nitin-plated brass - 30,0 mm x 12,0 mm
- FCEM5.0C** Series F Compression, F Compression, for OUTDOOR installation, nitin-plated brass
- FCPO3.9C** Series F Compression, Ø 3,9 Push-On, for OUTDOOR installation, nitin-plated brass
- IECF905C** Series IEC (toolless), Ø 3,9 90° female, for INDOOR installation
- IECM905C** Series IEC (toolless), Ø 3,9 90° male, for INDOOR installation

**ITALIANA CONDUTTORI s.r.l.**

Viale Zanotti 90 I - 27027 Gropello Cairoli  
 Tel +39-382.815150 Fax +39-0382.814212

**Date**

**23/03/2017**

**Responsible**

**PierPaolo Piccinini**